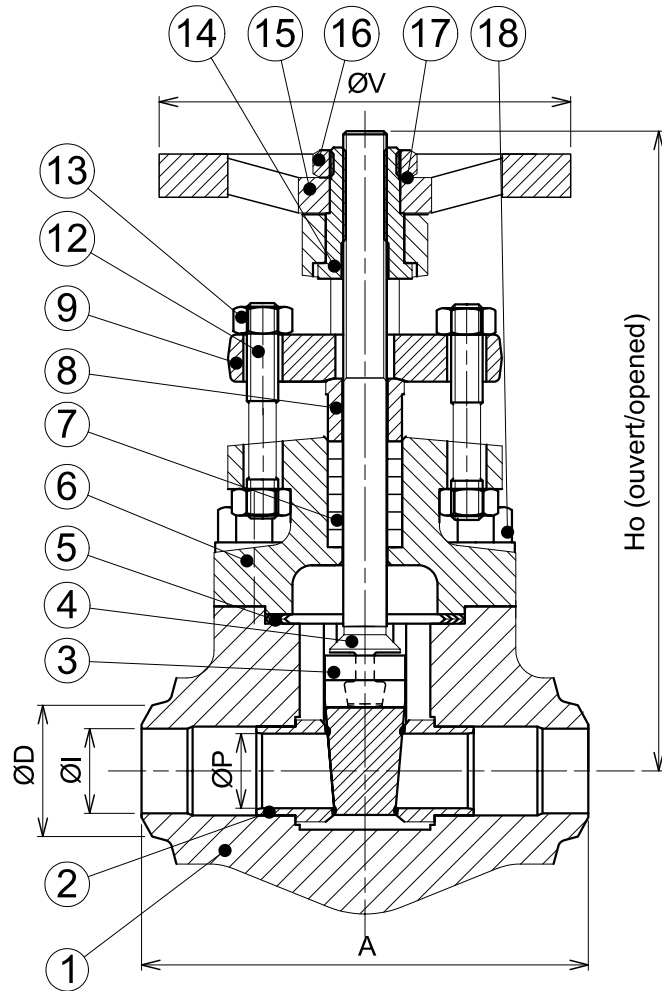
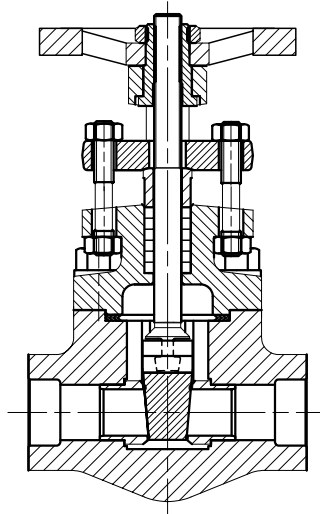


GATE VALVE

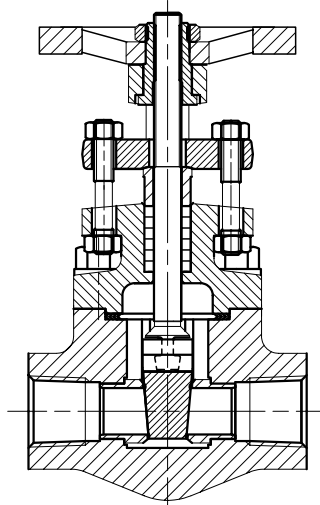
ROBINET VANNE FORGÉ - BW NPT SW
FORGED GATE VALVE - BW NPT SW



BUTT WELD END suivant/acc. to ANSI B16-25



SOCKET WELD END suivant/acc. to ANSI B16-11



NPT suivant/acc. to ANSI B1.20.1

SERIE / CLASS

800 - 1500 - 2500

CHAPEAU BOULONNÉ / SIÈGE SERTI
BOLTED BONNET / CRIMPED SEAT

COMPONENT PARTS

Rep.	DESIGNATION
1	CORPS/BODY
2	SIÈGE/SEAT
3	OPERCULE/WEDGE
4	TIGE/STEM
5	JOINT DE CHAPEAU/BONNET GASKET
6	CHAPEAU/BONNET
7	GARNITURE D'ETANCHEITE/PACKING
8	FOULOIR/GLAND
9	BRIDE DE FOULOIR/GLAND FLANGE
12	TIRANT/GLAND FLANGE STUD
13	ECROU DE TIRANT/GLAND FLANGE NUT
14	DOUILLE/BUSHING
15	VOLANT/HANDWHEEL
16	ECROU DE VOLANT/HANDWHEEL NUT
17	PLAQUE D'IDENTIFICATION/NAME PLATE
18	VIS DE CHAPEAU/BONNET SCREW

Matériel conforme à NF M87.412-BS5352 - API602
Material in acc. with BS 5352 - NF M87.412 - API602